

Volusia County Substance Abuse Prevention Plan Development Summary of Work since January 21 Meeting

Additional Data Collected

- Emergency Department Data: Primary Diagnosis Data by ICD9 Codes (provided by Health Planning Council of Northeast Florida)
- Department of Children and Families Data SAMH Office data (analysis pending) and Child Welfare data
- Haven Recovery Center client data
- Healthy Start/Healthy Families screening data
- Domestic Abuse Council Data: Sheltered victims data and Family Violence Intervention Program data
- Stewart-Marchman-Act Behavioral Healthcare client data
- Poisoning Data, Office of Injury Prevention, Florida Department of Health

Interviews Conducted

- Department of Children and Families, Reggie Williams
- Department of Juvenile Justice, David Kerr
- Community Partnership for Children, Mark Jones
- Domestic Abuse Council, Cheryl Fuller, Darlene Wolfson and Michael Droter
- Healthy Start Coalition of Flagler/Volusia Counties, Dixie Morgese
- The House Next Door, Gail Hallmon
- Volusia County Sheriff's Office, Narcotic Unit, Captain Jim Melady

Additional Data Pending

- The House Next Door client data
- Demographics of people arrested for Possession of Controlled Substance from Volusia County Sherriff's Office

Interviews Pending

- Stewart Marchman Act Behavioral Healthcare (Interview scheduled for March 7, 2011)
- The House Next Door, Gail Hallmon (Will schedule phone interview after client data is received)
- Haven Recovery Center, Randy Croy (Follow-up phone interview pending)
- Court Administration, Mike Jewell (Initial contact has been made)
- Daytona Beach Police Department, Chief Chitwood (Initial contact has been made)
- Methadone Clinic, Jessica Love Cooper (Initial contact has been made)
- Neighbor to Family, Jamie Aikens (Initial contact has been made)

Desired Data NOT Available

- Department of Juvenile Justice data unavailable at this time due to legislative requests
- Data regarding specific impact of prescription drugs on domestic violence, child abuse and neglect, and birth outcomes not available

Summary of Anecdotal Information (no data available)

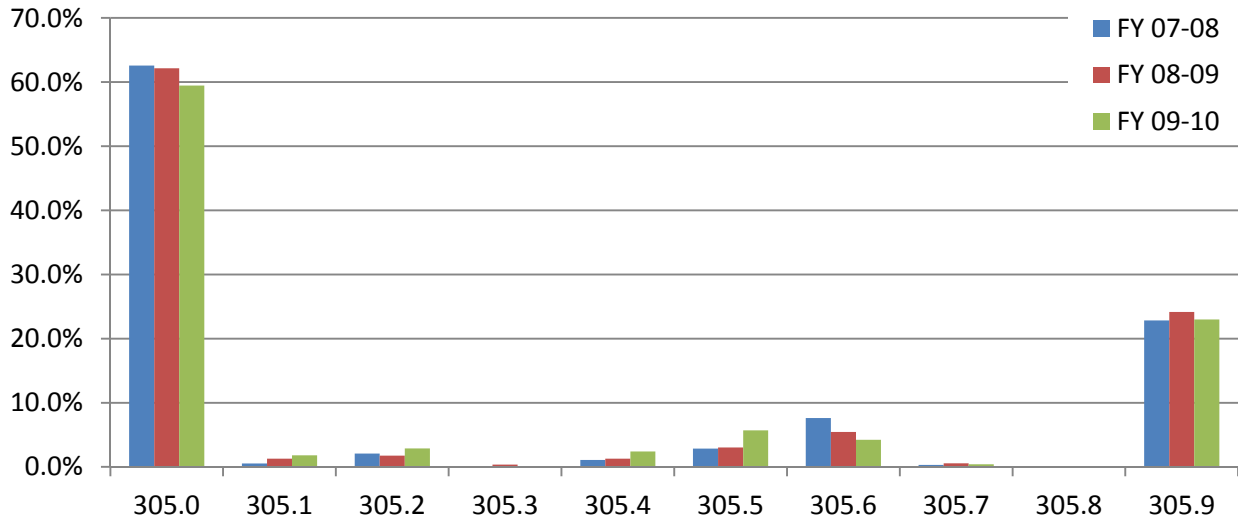
- Most interviewees noted that the prescription drug problem began increasing about 2 years ago
- CPC reports that the increase in sheltered children is due to prescription drugs
- DCF reports that a high rate of the verified cases of child abuse/neglect are related to prescription drug abuse
- Percentage of prescription drug seizure cases has increased, crack/cocaine/marijuana have decreased
- Overdose deaths have increased
- Clients abusing prescription drugs have different demographics-middle class
- "Pill Mills" are contributing to the increase in prescription drug abuse
- More domestic violence cases involve prescription drug abuse than previously
- The availability and legality of prescription drugs are contributing to the problem

Volusia County Emergency Department Data

Primary Diagnosis by Substance Abuse ICD9 Codes

Source: North East Florida Health Planning Council

Nondependent Abuse of Drug Codes



07-08 n= 1,307; 08-09 n= 1,416; 09-10 n= 1,492

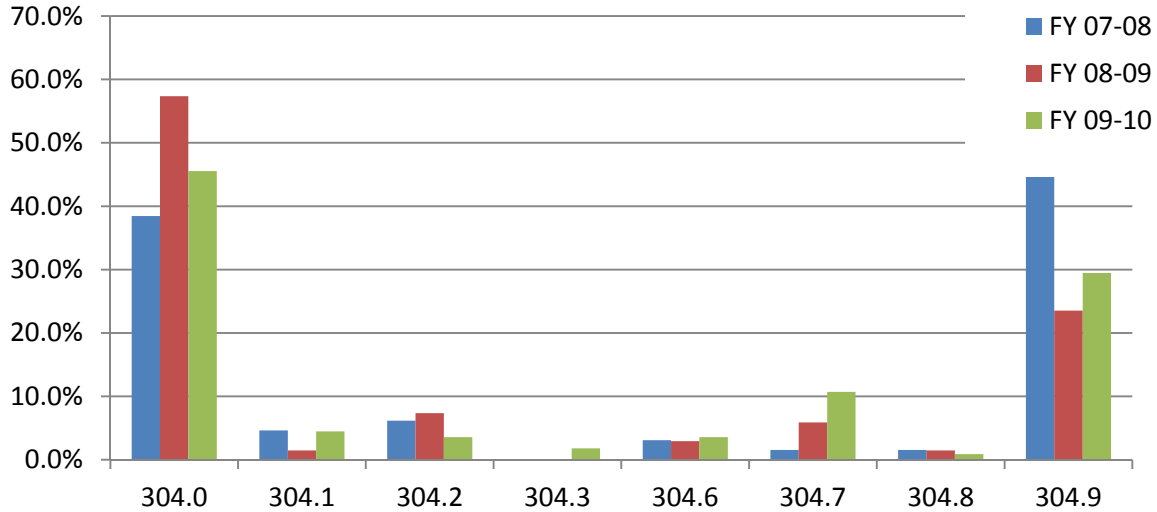
305.0	Nondependent alcohol abuse
305.1	Nondependent tobacco use disorder
305.2	Nondependent cannabis abuse
305.3	Nondependent hallucinogen abuse
305.4	Nondependent sedative, hypnotic or anxiolytic abuse
305.5	Nondependent opioid abuse
305.6	Nondependent cocaine abuse
305.7	Nondependent amphetamine or related action sympathomimetic abuse
305.8	Nondependent antidepressant type abuse
305.9	Other mixed or unspecified drug abuse

Volusia County Emergency Department Data

Primary Diagnosis by Substance Abuse ICD9 Codes

Source: North East Florida Health Planning Council

Drug Dependent Codes

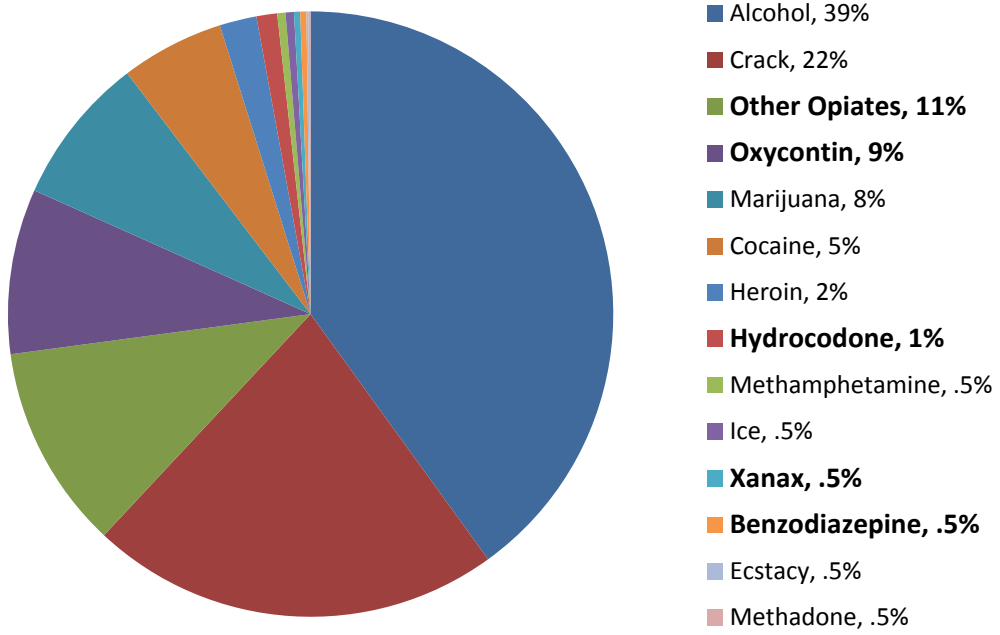


07-08 n= 65; 08-09 n= 60; 09-10 n= 112

304.0	Opioid type dependence
304.1	Sedative, hypnotic or anxiolytic dependence
304.2	Cocaine dependence
304.3	Cannabis dependence
304.6	Other specified drug dependence
304.7	Combinations of opioid type drug with any other drug dependence
304.8	Combinations of drug dependence excluding opioid type drug dependence
304.9	Unspecified drug dependence

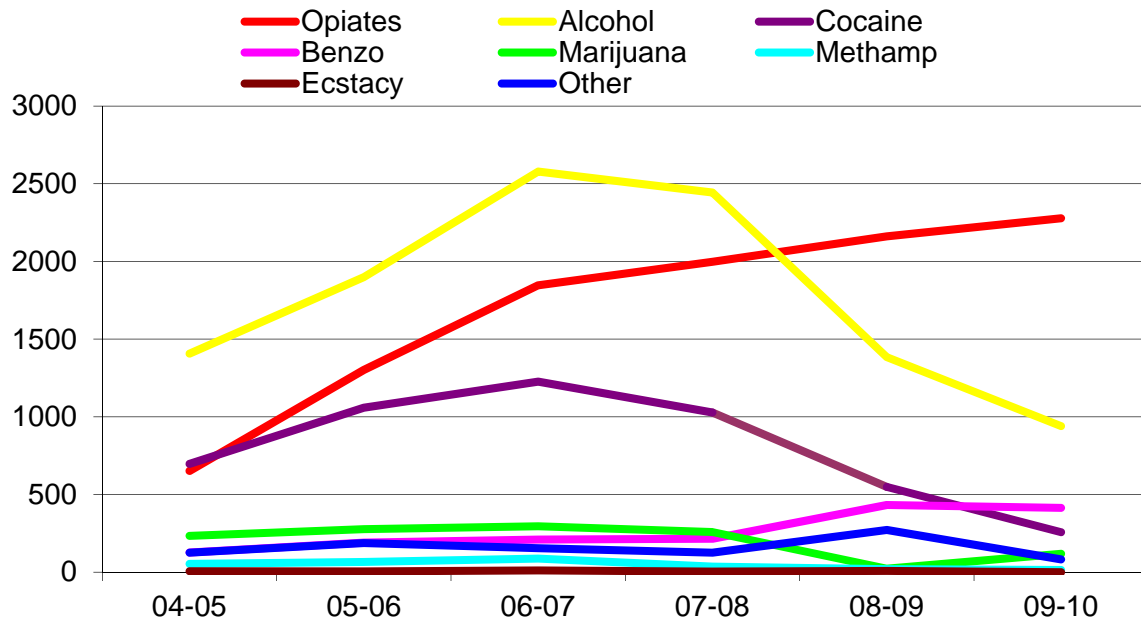
Haven Recovery Center Client Data, July 2009 to June 2010

Primary Substance

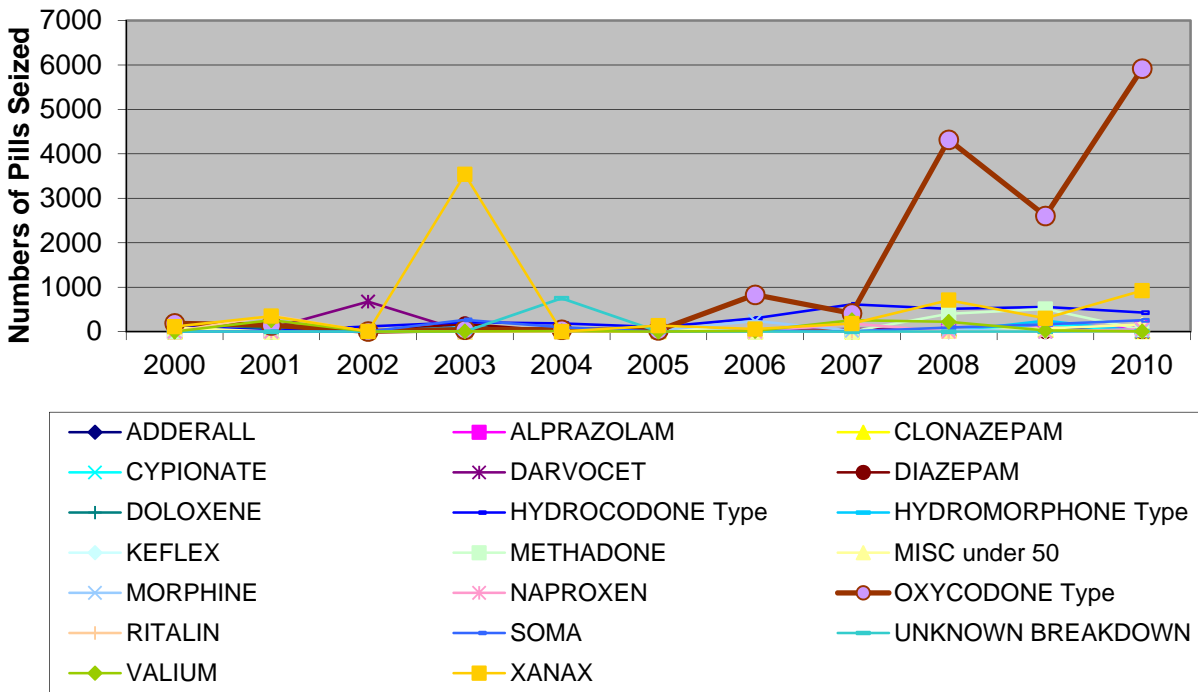


n=907

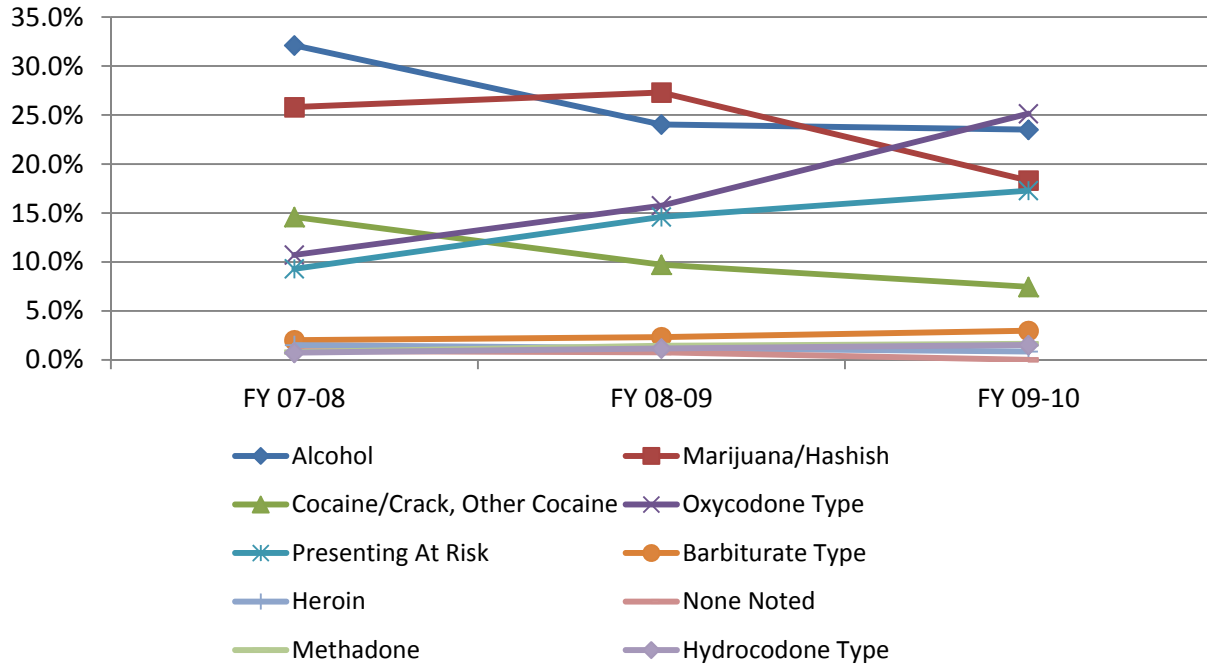
Number of Calls to the Stewart-Marchman-Act Behavioral Healthcare Access Center, Reported Drug of Choice



Volusia County Sheriff's Office Narcotics Units Seized Pills, By Type

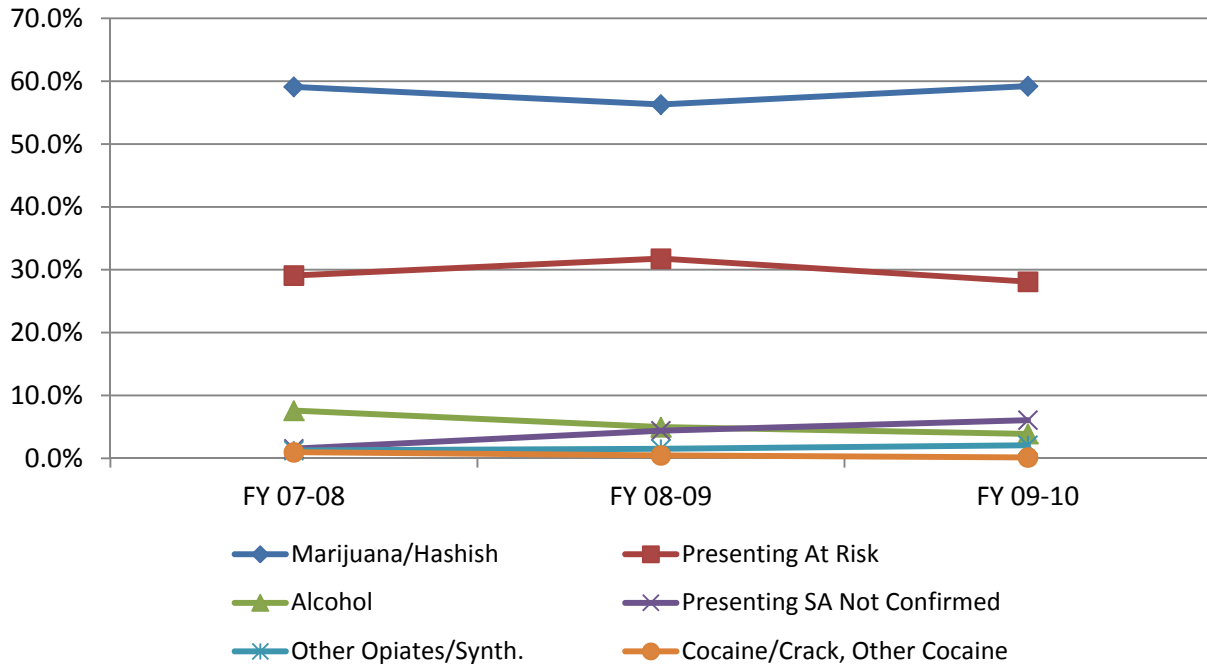


Adult Clients Served at Stewart-Marchman-Act Behavioral Healthcare Percentage of Clients with Specific Primary Substance Problems (Top 10)



07-08 n = 4,379; 08-09 n = 4,041; 09-10 n = 3,298

Adolescent Clients Served at Stewart-Marchman-Act Behavioral Healthcare, Percentage of Clients with Specific Primary Substance Problems (Top 6)



07-08 n= 1,056; 08-09 n= 869; 09-10 n= 826

Healthy Start Prenatal Screen Data

FY 07-08

N=3,168

Of those pregnant women screened. . .

- 65 (2%) were coded as “Special Group 02” (Substance Exposed)
- 560 (18%) answered “yes” to the question: *Have you used Drugs/Alcohol in last 2 months?*
- 897 (28%) answered “yes” to the question: *Have you used Tobacco in last 2 months?*

Healthy Start Infant Screen Data

FY 07-08

N=3,035

Of those pregnant women screened. . .

- 295 (10%) of mothers used tobacco while pregnant (more than 9 per day)
 - 31 (1%) used alcohol while pregnant
-

Domestic Abuse Council Client Data

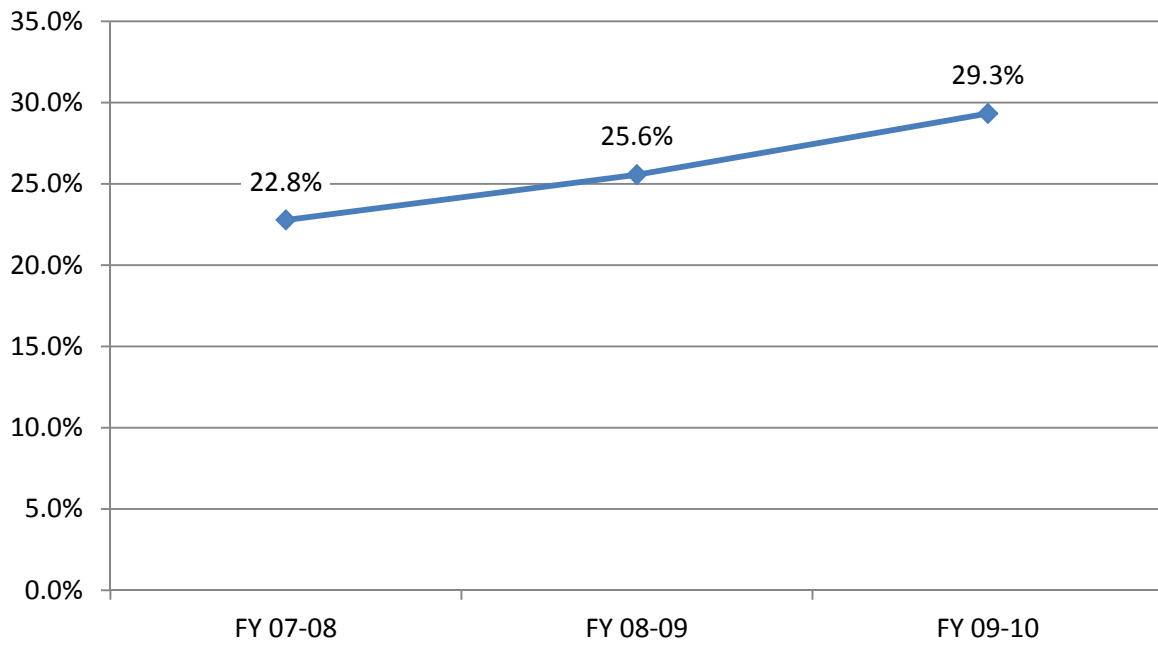
Reported by Sheltered Victims (Adults only)

- 16 (11%) reported an alcohol problem
- 20 (13%) reported a drug problem

Reported by Family Violence Intervention Program Participants 2009-2010

- 53 (43%) reported an alcohol problem
- 26 (21%) reported a drug problem

Percent of Alleged Child Maltreatments due to Substance Misuse



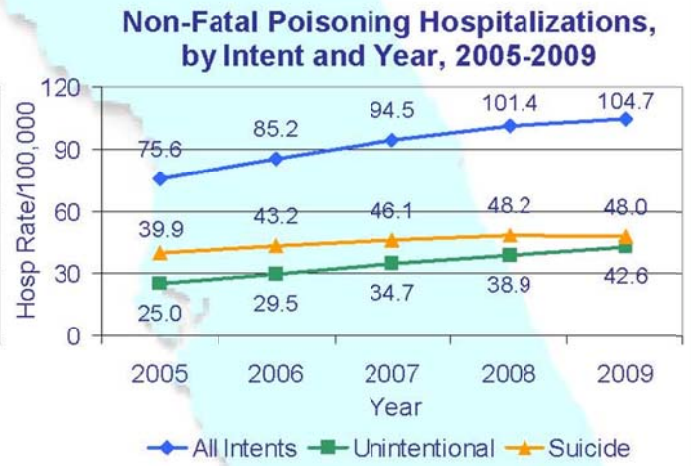
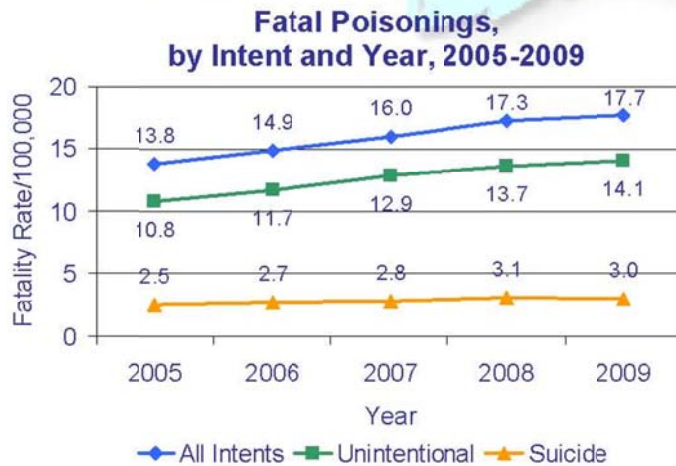
Florida Department of Health, Office of Injury Prevention
Florida Injury Facts: Poisoning, 2009

Surveillance Data: 2009



AT A GLANCE:

- Poisonings are the leading cause of injury-related deaths and hospitalizations among Florida residents ages 25 to 54 years old. In 2009, poisonings were also the leading cause of injury death overall, surpassing motor vehicle traffic crashes by 848 deaths.
- Fatal unintentional poisoning by prescription drugs is a growing public health concern.
- In 2009, 3,334 residents died from poisoning. There were an additional 19,704 hospitalizations for non-fatal poisonings.

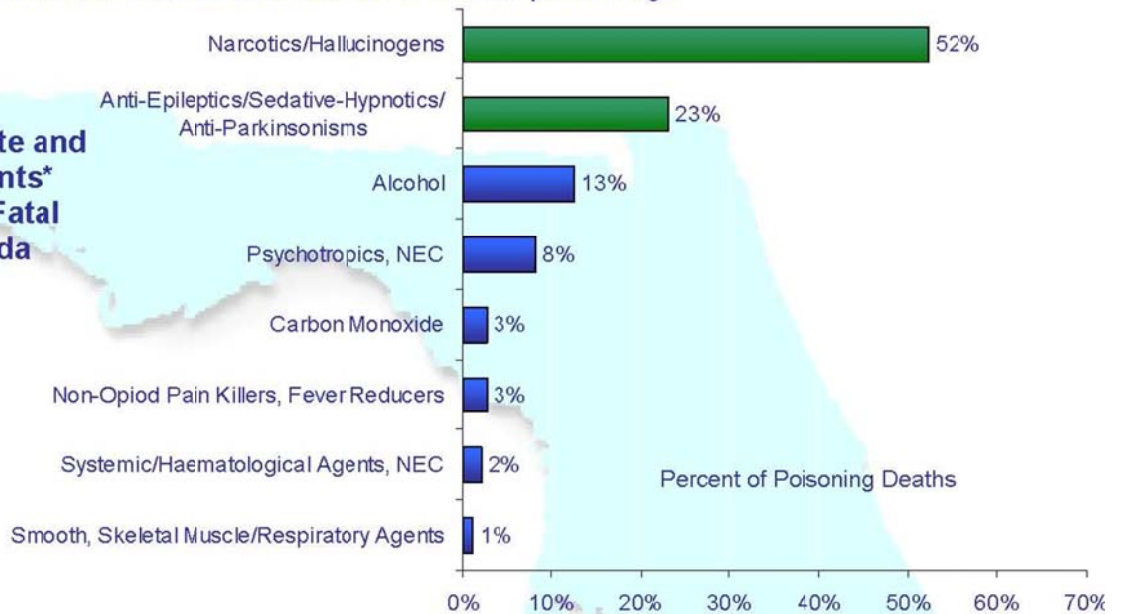


LEADING FATAL AGENTS:

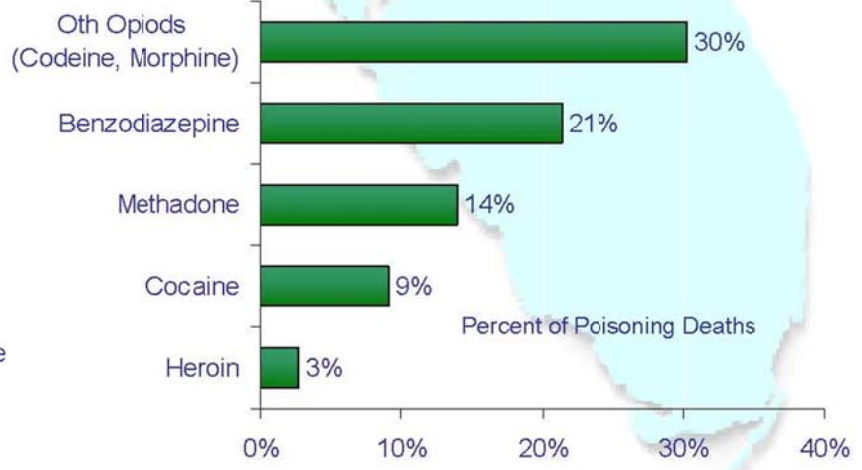
In 2009:

- 52% of fatal poisonings were associated with narcotics and hallucinogens.
- More specifically, 44% of fatal poisonings were associated with non-heroin opioids including, but not limited to: codeine, morphine, and methadone.
- Benzodiazepines were associated with 21% of fatal poisonings.

Leading Immediate and Contributing Agents* Associated with Fatal Poisonings, Florida Residents, 2009



Leading Immediate and Contributing Narcotics and Sedative Hypnotics* Associated with Fatal Poisonings, Florida Residents, 2009



*A single death may have more than one immediate or contributing agent.